



Series 66 Best Practices

Kaplan Financial Education is proud to bring you our Best Practices Guide, created to help you pass your Series 66 securities licensing exam. We have prepared this important information to help you get a head start on your objective—passing the Uniform Combined State Law Exam.

- »» Overview
- »» Study Tools
- »» License Exam Manual (LEM)
- »» Video Library and Exam Tips & Content Updates
- »» QBank
- »» Practice & Mastery Exams
- »» QBank Guide
- »» Test-Taking Tips

Overview

Uniform Combined State Law Exam

Candidates may take this exam in lieu of both the Series 63 and Series 65, provided the candidate also obtains a Series 7.

Exam Stats:

- Study time: 50-100 hours; 4–5 weeks
- Consists of 100 multiple-choice questions, plus 10 additional “pre-test” questions that are not scored or identified
- Testing time: 2 hours, 30 minutes
- Passing score: 73% or above

Some units that may pose a greater challenge for students:

- Unit 1: This unit will account for 45% of the exam.
- Unit 4: This unit will account for 30% of the exam and contains most of the calculations.

Appendix A and B are integral parts of Unit 1.

Appendix C is for review after completing Unit 4.

Pay special attention to the **Test Topic Alerts** discussed in the units of our **License Exam Manual (LEM)**.

Some Words of Advice

- Do not become too overwhelmed or bogged down in any one unit. You don't want to lose sight of the finish line because you're having trouble with one hurdle. Keep moving forward. It's a steady pace that wins the race.
- After completing all units, concentrate on comprehensive exams covering all the material. Plan to spend at least one week testing prior to a scheduled class.
- You should complete at least 8 **Simulated (Weighted Mock) Exams** prior to class. Review your answers and rationales. Also, review your LEM as needed.
- Smaller exams can be built by selecting the **Custom Quiz** button in your QBank.

**We want you to pass your
securities exam the first time!**

Primary Study Tools

License Exam Manual (LEM)

This comprehensive textbook covers all aspects of your exam. Short, focused paragraphs with numerous graphics and exercises will help you learn faster and retain critical information.

SecuritiesPro™ QBank

Test yourself with practice questions and solutions. Then, pinpoint problem areas by building customized exams based on length and topic of your choice. The QBank also lets you create online personal notes and bookmarks for future reference.

Simulated (Weighted Mock) Exams

These weighted exams contain questions pulled from the QBank to help condition you for your exam. The exams allow a review of answers and rationales and may be created an unlimited number of times.

Practice Exam

Designed to be a measurement tool, the Practice Exam provides a valuable means of evaluating your preparedness for passing the exam on the first try. This exam may only be taken once. There are no answers or rationales provided, although you are given a diagnostic report of your results.

Mastery Exam

Designed to be a final measurement tool, the Mastery Exam provides a valuable means of evaluating your preparedness for passing the exam on the first try. This exam may only be taken once. There are no answers or rationales provided, although you are given a diagnostic report of your results.

Instructor-Led Training and InstructorLink™

Kaplan offers live and OnDemand classes, as well as a unique combination of online instructional resources and interactive support tools designed to help you pass your exam.

Additional Study Tools

Study Calendar

This online calendar helps you create a series-specific study plan around your schedule and study preferences.

Comprehensive Class Notes

Our Class Notes book allows you to follow the content presented during class and take notes of the presentation.

Video Library

This video review tool consists of instructor-led reviews of core concepts and test topics. These sessions can be viewed anytime, anywhere, and as frequently as you like.

Exam Tips & Content Updates

When rules and regulations change, or we want to share new information regarding your exam, it will be posted here.

Corrections

Stay abreast of corrections made between new editions.

Next, we will take a closer look at some of your resources and how to approach your studies. Your first step is to read the **Introduction** found in your License Exam Manual. Many candidates skip this very important part of the process and, as a result, must work harder than those that take the time to read it!

HOME

OVERVIEW

STUDY TOOLS

**LICENSE EXAM
 MANUAL (LEM)**

 VIDEO LIBRARY AND EXAM
 TIPS & CONTENT UPDATES

QBANK

 PRACTICE &
 MASTERY EXAMS

QBANK GUIDE

TEST-TAKING TIPS

License Exam Manual (LEM)

The introduction found in your License Exam Manual will review the specifics of your exam.

- Prerequisites
- Timing of the exam
- Topics covered and weighting of your exam
- Important test-taking tips

Now you can really get studying!

- Read the LEM one unit at a time, thoroughly. Plan on spending a sufficient amount of time per unit comprehending the LEM.
- Pay special attention to the **Test Topic Alerts** and **Take Notes**; this is where we identify information that is very likely to show up on your exam!
- Complete each **Quick Quiz** and **Unit Test**, reviewing the answers and rationales.
- The rationales of questions are provided to reinforce your comprehension of the material.



HOME

OVERVIEW

STUDY TOOLS

LICENSE EXAM
MANUAL (LEM)

**VIDEO LIBRARY AND EXAM
TIPS & CONTENT UPDATES**

QBANK

PRACTICE &
MASTERY EXAMS

QBANK GUIDE

TEST-TAKING TIPS

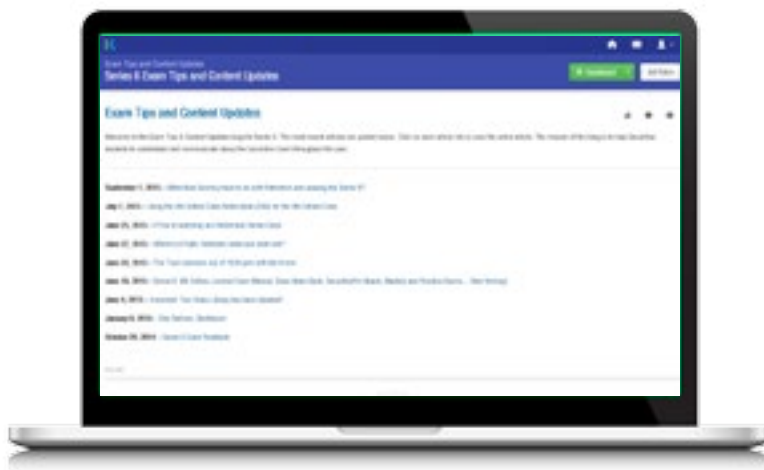
Video Library

This optional study tool is designed to provide additional clarification on securities topics you may be having difficulty understanding.

- Included in the Essential and Premium packages.
- Review the videos as many times as necessary to understand the more challenging concepts.

Remediation Tip

- The **Video Library** is an excellent tool to use after you have completed online unit exams to review any topics you did not score well on.



Exam Tips & Content Updates

It is very important to monitor this site! It includes:

- Current changes in rules and regulations
- Exam tips and study strategies
- A detailed listing of changes to new editions

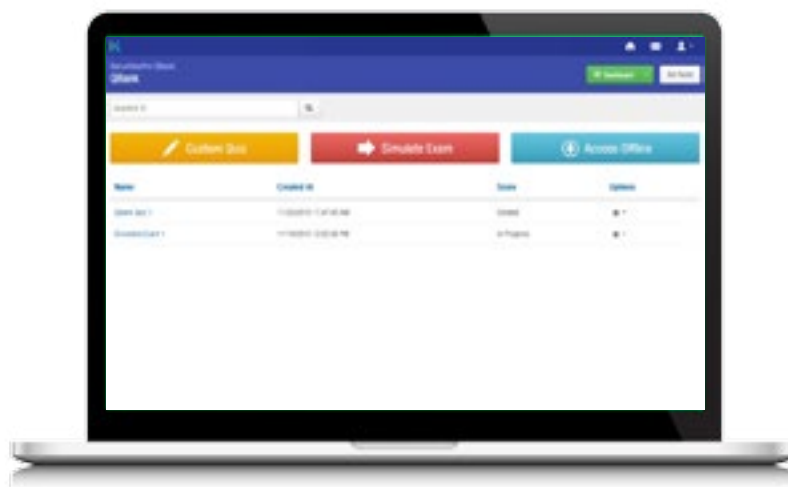
SecuritiesPro™ QBank

This may be the most important tool you have other than the LEM. Learning how to apply your knowledge to the questions you will see is critical to your success! Don't get discouraged if you don't score well right from the start. Scores in the mid-to-high 60s are good initially. Your scores will improve as you continue your studies.

- Build a minimum of two 40-question QBank exams for each unit. Periodically build 100-question comprehensive exams on the material studied. (Example: Units 1–2, 1–3)
- Do not take short, repetitive unit exams, as this will lead to memorization versus comprehension. Exams are recommended to be at least 40 questions on each unit; build to more comprehensive exams.
- Gain a comfort level with each unit until you feel confident enough to move on to the next unit, but don't feel you need to master every topic before moving on.
- View rationales after each question initially and spend time studying each rationale in order to learn the concepts. Later, you will want to practice exam scenarios in which rationales are viewed at the end of each exam.

Remediation Tips

- Be sure to review each exam after completion. Spend time reviewing questions you missed and review the rationale to gain a better understanding of any mistakes. Use the reference number to locate additional information on the test topic in your LEM if needed.
- Open your Performance Tracker report and review any topics in the LEM and Video Library you feel you may not understand or are not scoring well on.
- Create additional tests as needed until you feel comfortable with the material, but avoid repetitive testing, which leads to memorization versus comprehension.



Practice and Mastery Exams

These exams are designed to closely replicate the true exam experience, both in terms of the degree of difficulty and topical coverage.

Validated as a test of preparedness, the Practice and Mastery Exams may be taken just once each. They provide scores and diagnostic feedback, but do not give answer explanations.

The Practice and Mastery Exams are sound indicators of potential actual exam scores—the better you do on these exams, the more likely you are to pass your actual exam.

1. Do not take the **Practice Exam** or **Mastery Exam** until you have read the entire LEM and completed all recommended unit exams.
2. Complete the **Practice Exam** after reading the LEM and prior to class.
3. Attend class (if scheduled) and complete all homework assignments. The review class you complete is designed to tie any loose ends together so everything makes sense.
4. Within the next week:
 - Complete the **Mastery Exam**.
 - Continue to build QBank exams and Simulated (Weighted Mock) Exams, with a goal of consistently scoring in the 80s.
 - Review LEM as needed.
 - Review notes from class as needed.
5. Take your exam within 3–10 days of completing your class.

Remediation Tips

- Upon completion of the Practice and Mastery Exams, be sure to review your Performance Tracker report.
- Reread the portions of the LEM and watch videos from the Video Library, OnDemand Class, or Live Online Class that cover topics you did not score well on.
- Create 100-question practice exams from your QBank on areas of weakness. Review the questions and rationales at the end of each test.
- Continue to complete **Simulated (Weighted Mock) Exams** and review the questions and rationales at the end of each test.
- Your goal should be to comprehend the material and consistently score in the 80s.



HOME

OVERVIEW

STUDY TOOLS

 LICENSE EXAM
 MANUAL (LEM)

 VIDEO LIBRARY AND EXAM
 TIPS & CONTENT UPDATES

QBANK

 PRACTICE &
 MASTERY EXAMS

QBANK GUIDE

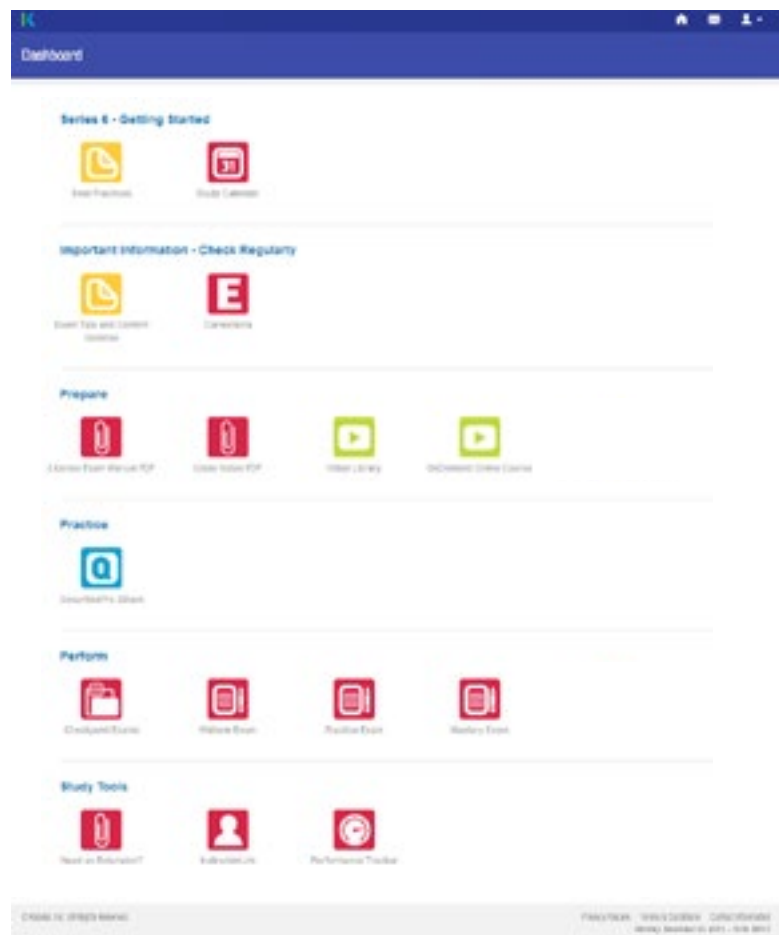
TEST-TAKING TIPS

QBank Guide step 1

Online QBank Review Questions: This robust, interactive database lets you test yourself with practice questions and solutions. After you've completed each unit in the LEM, go to the online QBank to test your knowledge and practice answering exam questions for that specific unit. To begin taking QBank exams, make each exam manageable by setting up approximately 40 questions.

To access the QBank:

- Log in using your Kaplan Username and Password.
- Click on **Series 66** to access your course dashboard.
- Then click on **SecuritiesPro™ QBank** in the practice section of your dashboard.



HOME

OVERVIEW

STUDY TOOLS

 LICENSE EXAM
 MANUAL (LEM)

 VIDEO LIBRARY AND EXAM
 TIPS & CONTENT UPDATES

QBank

 PRACTICE &
 MASTERY EXAMS

QBANK GUIDE

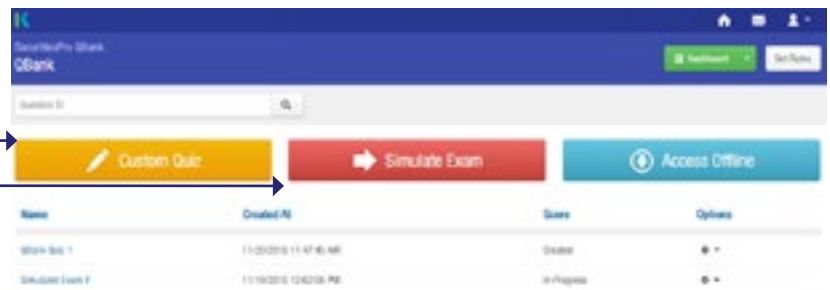
TEST-TAKING TIPS

QBank Guide step 2

When you enter the QBank, you will have three options: **Custom Quiz**, **Simulate Exam** or **Access Offline**. You will also be able to review previous exams taken, continue a current exam, or print them out from this page.

To create a new exam, click the **Custom Quiz** button.

To simulate an exam, click the **Simulate Exam** button. This option is designed to replicate your actual exam and should be taken after completing all course work. Your study calendar will indicate when to complete this exam.



HOME

OVERVIEW

STUDY TOOLS

 LICENSE EXAM
 MANUAL (LEM)

 VIDEO LIBRARY AND EXAM
 TIPS & CONTENT UPDATES

QBank

 PRACTICE &
 MASTERY EXAMS

QBank GUIDE

TEST-TAKING TIPS

QBank Guide step 3

In the **Custom Quiz** option, each quiz is automatically named for you, but you do have the ability to rename each one if you prefer. We recommend clearly naming each quiz you take so you can keep track of your progress.
 Example: Unit 1 Practice Test.

To build your quiz, click the topic areas you would like to be tested on.

You can take individual topic, unit, or comprehensive practice tests as many times as you want. If you would like to include every topic in your quiz, click the **All Questions** box.

We recommend taking QBank exams after completing each unit in your LEM. Include questions in your exams that are specific to the unit you just completed.



The screenshot shows the 'Custom Quiz' interface. At the top, there's a header with the Kaplan logo and navigation links. Below the header, there's a section for 'Quiz Name' with a text input field containing 'Quiz Step 1'. To the right of the input field are buttons for 'Save Quiz' and 'Test Quiz'. Below the 'Quiz Name' section is a table titled 'Topics Available'. The table has columns for 'Topic', 'Total Questions', 'Answered Questions', 'Previously Answered', 'Answered Percent', and 'Score'. The first row is 'All Questions' with 1007 total questions, 0 answered, 0 previously answered, 0% answered, and 0% score. Below this are several topic rows, each with a plus icon to its left. The topics include: 'General', 'Derivative Markets: Underlying Securities and Derivative Markets', 'Product Information: Investment Company Securities and Variable Contracts', 'Derivatives and Tax Regulations', 'Marketing, Pricing, and Sales Presentation', 'Opening and Servicing Customer Accounts', and 'Suitability and Fit'. Below the table is a section titled 'Questions to Include' with three radio button options: 'All All questions from the selected quiz' (which is selected), 'Unattempted', and 'Previously Answered'. At the bottom, there's a 'Number of Questions' section with a text input field containing '40' and a note '(of 200 Maximum number of questions available)'.

Topic	Total Questions	Answered Questions	Previously Answered	Answered Percent	Score	
All Questions	1007	0	0	0%	0%	
+	General	1007	0	0	0%	0%
+	Derivative Markets: Underlying Securities and Derivative Markets	200	0	0	0%	0%
+	Product Information: Investment Company Securities and Variable Contracts	400	0	0	0%	0%
+	Derivatives and Tax Regulations	300	0	0	0%	0%
+	Marketing, Pricing, and Sales Presentation	100	0	0	0%	0%
+	Opening and Servicing Customer Accounts	100	0	0	0%	0%
+	Suitability and Fit	100	0	0	0%	0%

Questions to Include:

- ☒ All All questions from the selected quiz
- ☐ Unattempted
- ☐ Previously Answered

Number of Questions: (of 200 Maximum number of questions available)



HOME

OVERVIEW

STUDY TOOLS

LICENSE EXAM
MANUAL (LEM)

VIDEO LIBRARY AND EXAM
TIPS & CONTENT UPDATES

QBANK

PRACTICE &
MASTERY EXAMS

QBANK GUIDE

TEST-TAKING TIPS

QBank Guide step 4

Choose the topics you would like included in your exam and then scroll down to select additional options below:

Recommendations:

Do not limit the question pool. Check **All** to include all questions in your exam.

Questions to include:

- ☒ All (All questions from the select pool)
- ☐ Unused
- ☐ Previously incorrect

Select 40 questions per exam initially.

Number of Questions:

40

of 250 (Maximum number of questions available)

Keep **Show Score As You Go** unchecked. Select **Show Answer Explanations**.

Quiz Features:

- ☐ Show Score As You Go
- ☒ Show Answer Explanations

Launch Quiz

Save Quiz

Print Quiz

Select **Launch Quiz** to start your quiz, **Save Quiz** to save it for later, or **Print Quiz** to print it out.

Remediation Tips

- We recommend showing answer explanations after each question and spending time reading each explanation to ensure you comprehend the material versus memorizing the correct answer.

HOME

OVERVIEW

STUDY TOOLS

 LICENSE EXAM
 MANUAL (LEM)

 VIDEO LIBRARY AND EXAM
 TIPS & CONTENT UPDATES

QBANK

 PRACTICE &
 MASTERY EXAMS

QBANK GUIDE

TEST-TAKING TIPS

QBank Guide step 5

The **Answer Explanation** selection provides a rationale after each answer.

Note: If you need more information, reference codes for the LEM are provided.



The screenshot shows the 'SecurityPlus QBANK' interface. At the top, there's a navigation bar with 'Home', 'My Account', and 'Logout' buttons. Below this, the title 'SecurityPlus QBANK' and 'QBank Quiz 1' are displayed. A 'Start Quiz' button is visible. The main content area shows 'Question #1 of 40' with a timestamp 'Question ID: 123456'. The question text is: 'The AIR (Adjusted Interest Rate) for your customer's variable annuity contract is 5%. In February, the separate account earned 7%. In March, the separate account earned 9%. The April annuity payment will be:'. There are four multiple-choice options: A) Higher than the March payment, B) Lower than the March payment, C) Equal to the original payment amount at the time of annuitization, and D) Equal to the March payment. Option D is marked as the correct answer. Below the options, there's an 'Explanation' section with the text: 'When the separate account return is equal to the AIR, the next month's payment amount does not change. Reference: 2.7.4 in the License Exam Manual'. At the bottom, there's a 'Previous' button, a 'Question 1 of 40' indicator, a 'Check for Review' button, and a 'Next' button.

Remediation Tip

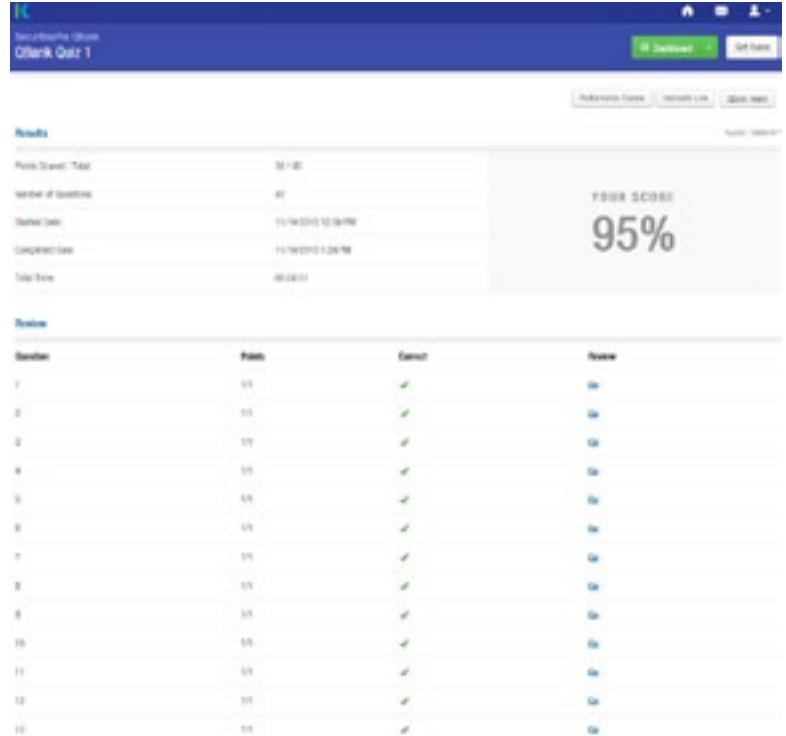
- As you read each rationale, take notes regarding topics you should review in the LEM or Video Library.

[HOME](#)
[OVERVIEW](#)
[STUDY TOOLS](#)
[LICENSE EXAM
 MANUAL \(LEM\)](#)
[VIDEO LIBRARY AND EXAM
 TIPS & CONTENT UPDATES](#)
[QBANK](#)
[PRACTICE &
 MASTERY EXAMS](#)
[QBANK GUIDE](#)
[TEST-TAKING TIPS](#)

QBank Guide step 6

Practice test results can be reviewed immediately upon completion of an exam.

There is also a detailed view per question.



Results			
Points Scored: Total	58 / 60	YOUR SCORE 95%	
Number of Questions	60		
Started Date	11/19/2019 12:18 PM		
Completed Date	11/19/2019 1:08 PM		
Total Time	49:28:11		
Review			
Question	Points	Correct	Review
1	1/1	✓	Review
2	1/1	✓	Review
3	1/1	✓	Review
4	1/1	✓	Review
5	1/1	✓	Review
6	1/1	✓	Review
7	1/1	✓	Review
8	1/1	✓	Review
9	1/1	✓	Review
10	1/1	✓	Review
11	1/1	✓	Review
12	1/1	✓	Review
13	1/1	✓	Review

Test-Taking Tips

Read the Full Question

You cannot expect to answer a question correctly if you do not know what it is asking. Be sure to read the full question before answering it—questions are often written to trap people who assume too much.

Avoid Jumping to Conclusions and Watch for Hedge Clauses

Watch out for hedge clauses embedded in the question.

Examples of hedge clauses include the terms *if*, *not*, *all*, *none*, and *except*. In the case of *if* statements, the question can be answered correctly only by taking into account the qualifier. If you ignore the qualifier, you will likely not answer correctly.

Look for Key Words and Phrases

Look for words that are tip-offs to the situation presented. For example, if you see the word *prospectus* in the question, you know the question is about a new issue. Take time to identify the key words to answer this type of question correctly.

Interpret the Unfamiliar Question

Do not be surprised if some questions on the exam seem unfamiliar at first. If you have studied your material, you will have the information to answer all of the questions correctly. Very often, questions present information indirectly. You may have to interpret the meaning of certain elements before you can answer the question. Be aware that the exam will approach a concept from different angles.

Memorize Key Points

Reasoning and logic will help you answer many questions, but you will have to memorize a good deal of information.

Use Information from Prior Questions

Pay attention to all the questions! Sometimes, information found in one question will help you answer a different question.

Define What is Being Asked

Many questions supply so much information that you lose track of what is being asked. This is often the case in story problems. Learn to separate the story from the question. Take the time to identify what the question is asking. Of course, your ability to do so assumes you have studied sufficiently. There is no good method for correctly answering questions if you don't know the material.

Use a Calculator

Most of the questions requiring calculations are written so that any math needed is simple in nature and function. However, using a calculator is recommended to ensure that common math errors do not lead you to incorrect answers.

Beware of Changing Answers

If you are unsure of an answer, your first hunch is the one most likely to be correct. Do not change answers on the exam without good reason. In general, change an answer only if you discover that you did not read the question correctly, or if you find new or additional helpful information in another question.

Pace Yourself

Some people will finish the exam early, while some will not have time to finish. Watch the time carefully (your time remaining will be displayed on your computer screen) and pace yourself throughout the exam.

For those who have access, if you have any content-related questions along the way, just contact us through the **InstructorLink** icon at **Ask an Instructor** located on your Dashboard. We are here to help!

In the event you need to contact our support or service teams:

- Call 888.394.2086
- Email Technical Support: kfeducation@kaplan.com
- Email Customer Service: ContactUS@kaplan.com

Good luck, and thank you for choosing Kaplan!